

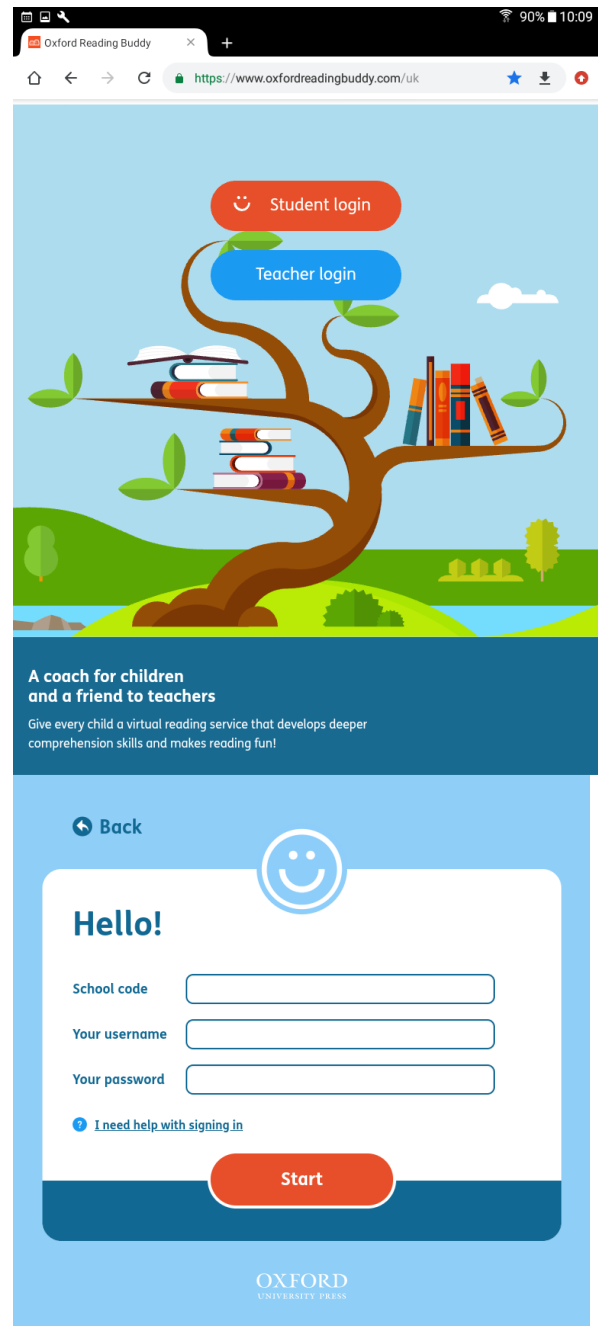
Oxford Reading Buddy Offline app download tutorial

Android Offline reading App- *a solution for home reading*



- (1) To access the Offline app from your device, go to Oxford Reading Buddy on your device.

<https://www.oxfordreadingbuddy.com/ae>



The screenshot shows the Oxford Reading Buddy website on a mobile browser. The page features a large illustration of a tree with books on its branches. Below the illustration, there is a section titled "A coach for children and a friend to teachers" with a description. The main content area is a login form with a "Back" button, a "Hello!" greeting, and input fields for "School code", "Your username", and "Your password". There is a link for "I need help with signing in" and a "Start" button. The Oxford University Press logo is at the bottom.

Student login

Teacher login

A coach for children
and a friend to teachers

Give every child a virtual reading service that develops deeper
comprehension skills and makes reading fun!

Back

Hello!

School code

Your username

Your password

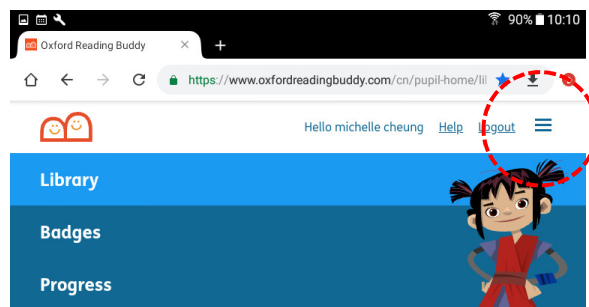
[I need help with signing in](#)

Start

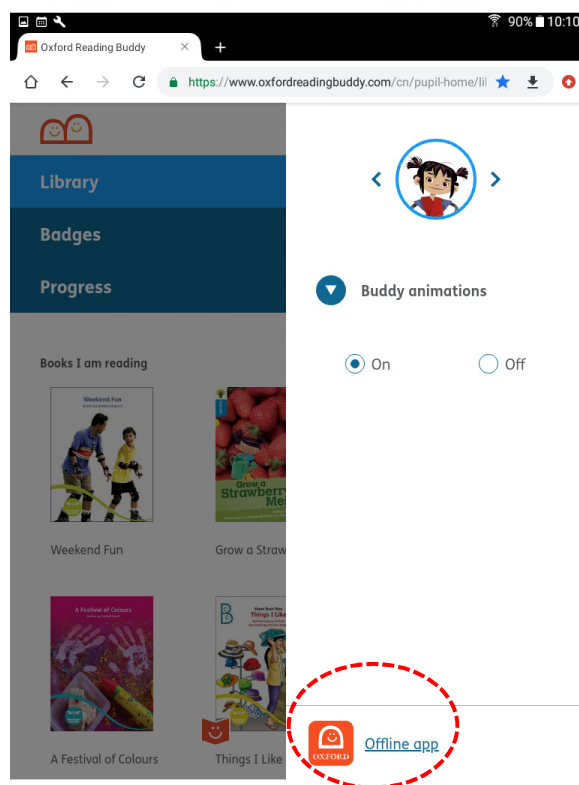
OXFORD
UNIVERSITY PRESS

- (2) Log in with your credentials.

(3) Click the "menu" icon.

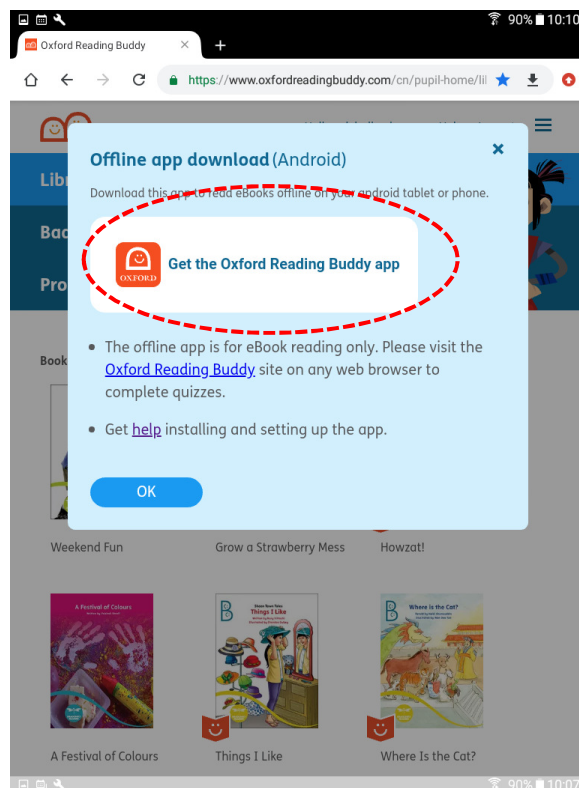


(4) Click the "Offline app" icon at the bottom of the tab.

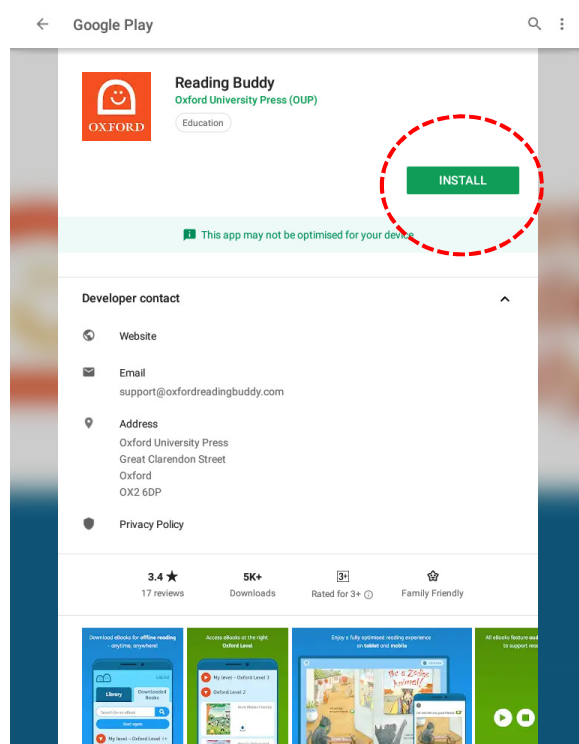


- (5) Android version of the Offline app is available on the Play store.

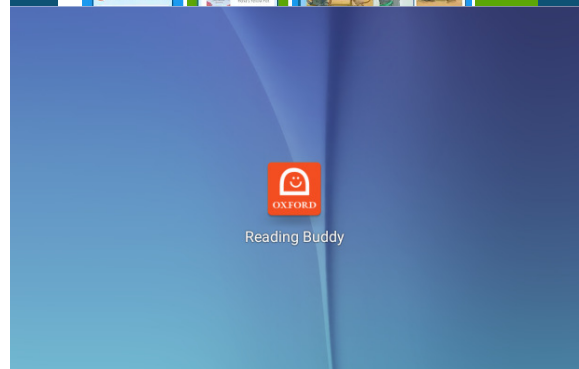
Click the button to go to the Play store.



- (6) Click 'INSTALL' for downloading the app to your device...



- (7) Once the download is completed, click the icon to open it.



(8) Once the Offline app is launched...



Teacher login

Student login


(9) Log in using your Oxford Reading Buddy credentials.

Version 1.0.0

© Oxford University Press 2019
[Terms and Conditions](#) | [Privacy Policy](#) | [Legal Notice](#) | [Support](#)

OXFORD
UNIVERSITY PRESS

[Back](#)



Hello!

School code

Your username

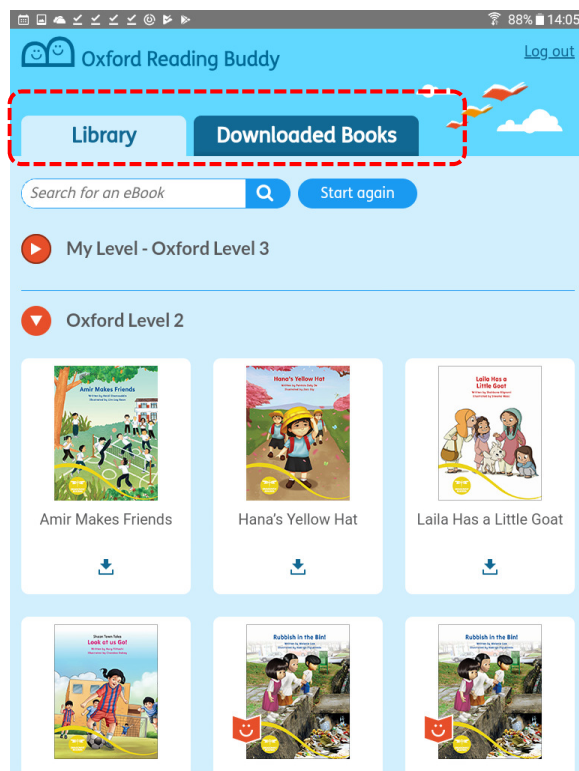
Your password

[I need help with signing in](#)

Start

- (10) The Offline app has two tabs: "Library" and "Downloaded Books".

The Library shows all eBooks available for download.



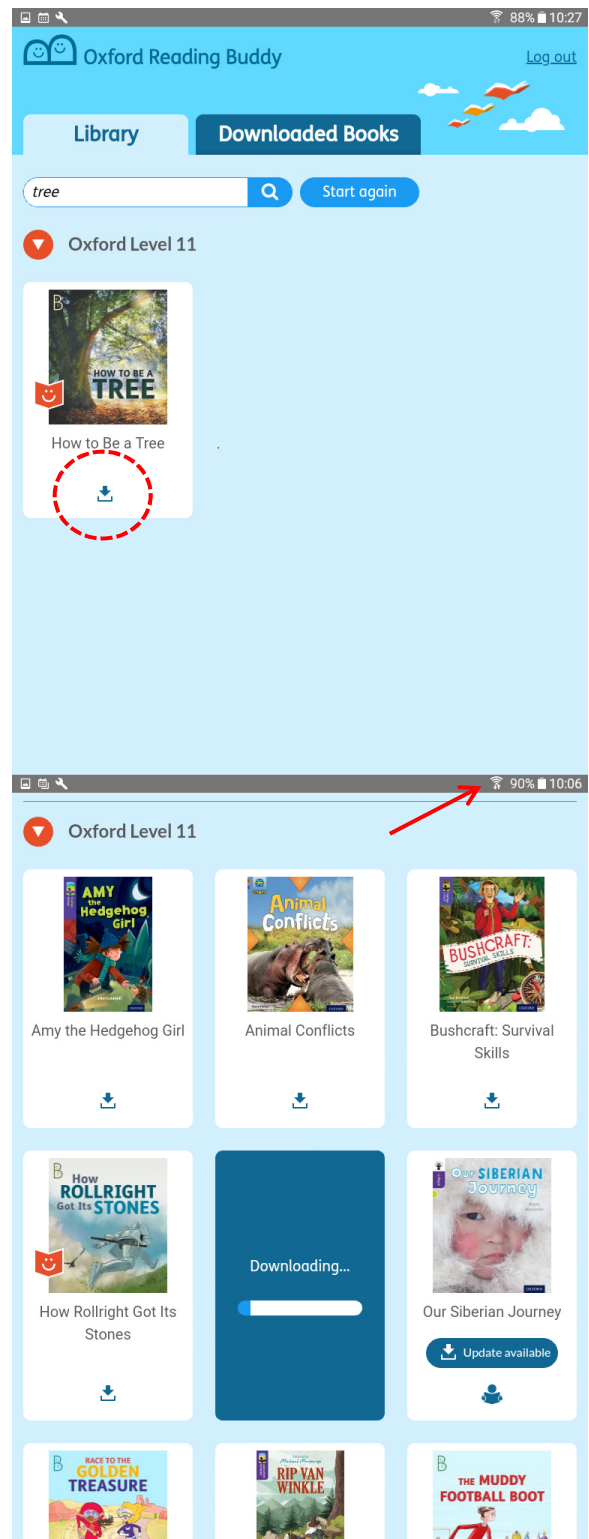
- (11) Search for eBooks from the Library.

The Offline app has a book search function for finding eBooks.



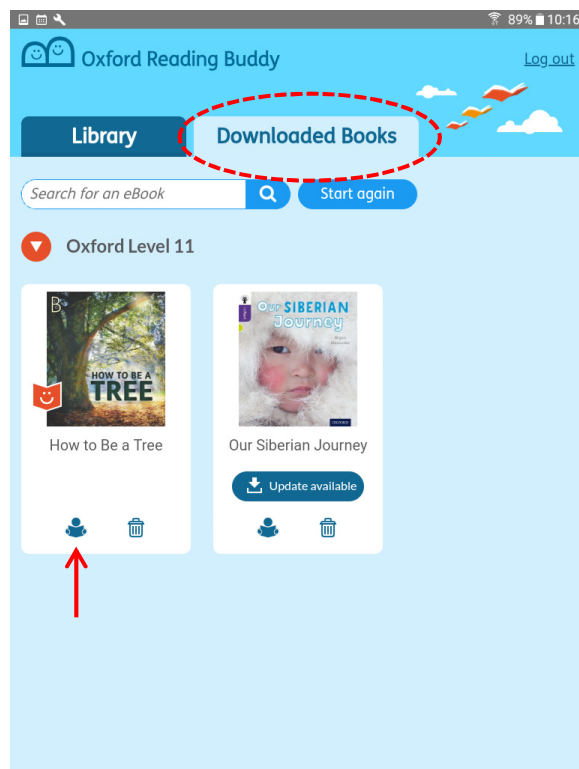
- (12) Select eBooks to download them for offline reading

Note: you must be connected to the internet to successfully download eBooks.

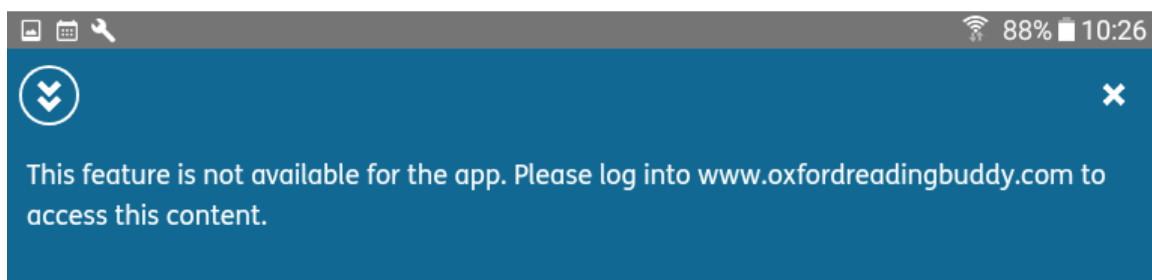


- (13) Once an eBook downloads, it appears on the "Downloaded Books" tab.

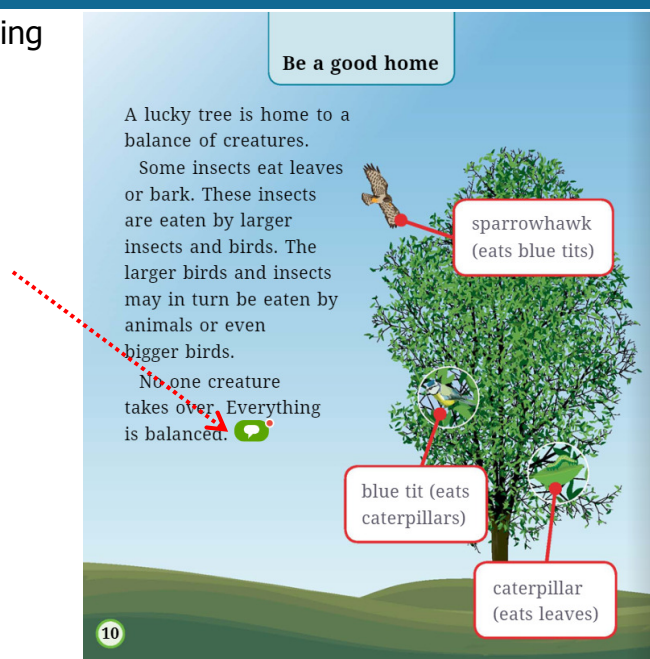
Click the reading icon to begin reading.



- (14) Some of the functions from Oxford Reading Buddy are not available in the Offline app.



- a. Buddy prompts within the coaching eBooks are available in the Offline app.





b. Buddy questions are not available in the Offline app.



c. Flashcards and quizzes are not available in the Offline app.




This Amazonian tree is very lucky. Ants nest inside it and they help their tree by killing other plants around it. The extra space and light mean the tree can grow more quickly. 


Some trees are not so lucky. This tree is home to thick ivy. In the winter, the ivy can hold a lot of snow. If the tree is not very strong, the ivy can become heavy enough to pull it over. 

11

88% 10:33

Close



vegetables 

13

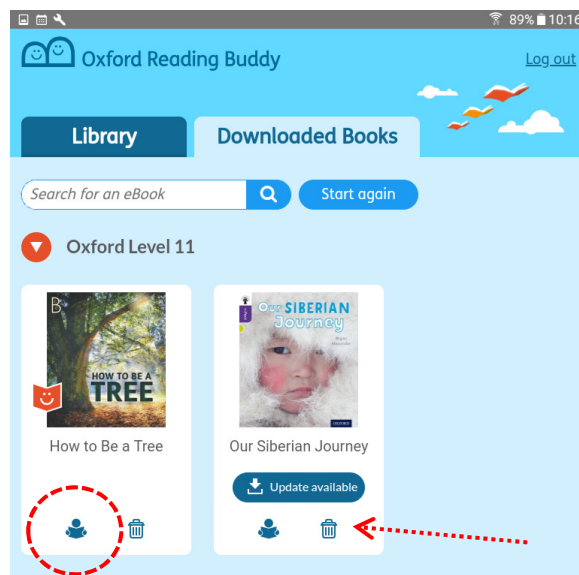
The image shows a screenshot of a mobile application interface. The top section has a light green background with faint leaf patterns. It contains two paragraphs of text, each followed by a circular image. The first image shows a lush green Amazonian forest. The second image shows a tree heavily covered in snow. Below the text, there are two green speech bubble icons. A red dotted arrow points from the second speech bubble icon to the 'vegetables' label in the bottom section. The bottom section has a light blue background and features a large image of various fresh vegetables. Below this image is a label 'vegetables' with a purple speech bubble icon. A red dotted arrow points from this label to the '13' page number at the bottom left. The top status bar shows '88%' battery and '10:33' time. A 'Close' button is visible in the top right corner of the app interface.

- (15) Downloaded books can be read without internet access.

Click the reading icon to begin reading.

Once reading is complete, remove downloaded eBooks by clicking on the "Trash" icon.

Once an eBook is removed, it is no longer available for reading and must be downloaded again if needed.



****** Some of the functions from **Oxford Reading buddy** are not available in the offline app. You have to login to the web version for completing your **quizzes** and look at your **reading record**.

Functions that not available for Offline app

		Desktop view	Offline App	Remarks
Landing page				
	Book search	Y	Y*	<i>only title search</i>
	Buddy selection	Y	N	
	Offline App download	Y	N	
Library		Y	Y	
	eBook	Y	Y	
	Buddy prompts	Y	Y	
	Buddy questions	Y	N	
	End of book quiz	Y	N	
	Flashcards	Y	N	
	Flashcards	Y	N	
Badges		Y	N	
Progress		Y	N	
	Add reading I have done	Y	N	

Enjoy reading with Oxford Reading Buddy!